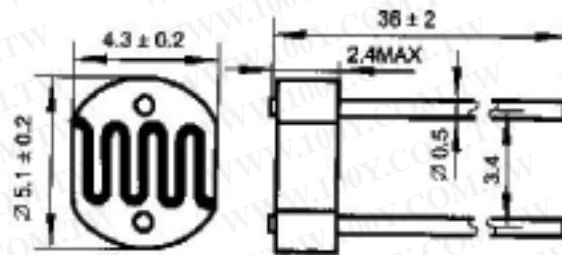


- ▲ Epoxy encapsulated
- ▲ Quick response
- ▲ Small size
- ▲ High sensitivity
- ▲ Reliable performance
- ▲ Good characteristic of spectrum

| | |
|-------------------------------------|------------|
| Light Resistance at 10Lux (at 25°C) | 8~20KΩ |
| Dark Resistance at 0 Lux | 1.0MΩ(min) |
| Gamma value at 100-10Lux | 0.7 |
| Power Dissipation(at 25°C) | 100mW |
| Max Voltage (at 25°C) | 150V |
| Spectral Response peak (at 25°C) | 540nm |
| Ambient Temperature Range: | - 30~+70°C |

Outline




Measuring Conditions

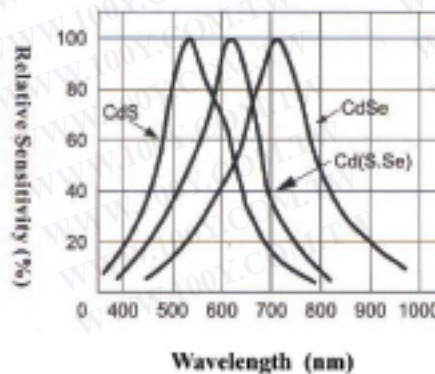
1. Light Resistance:
measured at 10 lux with standard light A (2854k color temperature) and 2h pre-illumination at 400-600 lux prior to testing.
2. Dark Resistance:
measured 10 seconds after pulsed 10 lux.
3. Gamma Characteristic:
between 10 lux and 100 lux and given by

$$T = \frac{\log(R_{10}/R_{100})}{\log(100/10)} = \log(R_{10}/R_{100})$$
 R10, R100 cell resistance at 10 lux and 100 lux.
The error of T is +0.1.
4. Pmax:
Max. power dissipation at ambient temperature of 25°C.
5. Vmax:
Max. voltage in darkness that may be applied to the cell continuously.

Illuminance Vs. Photo Resistance



Spectral Response



勝特力材料 886-3-5753170
 勝特力电子(上海) 86-21-54151736
 勝特力电子(深圳) 86-755-83298787
[Http://www.100y.com.tw](http://www.100y.com.tw)